



FUNDING CALL 2019

**Interdisciplinary approaches to oncogenic processes and
therapeutic perspectives:**

**Contributions to oncology of physics, chemistry and
engineering sciences.**

EVA3 Application guide

This is a supporting document to help you register and submit your application, Plan Cancer on our new interface EVA3.

For all questions concerning this process, contact: plancancer.pcsi@inserm.fr

Information on Plan Cancer:

Click on Appel à Projets → Plan Cancer:

You will reach the home page of Plan Cancer with information on different funding calls of Plan Cancer.



Inserm
Institut national de la santé et de la recherche médicale

eva

Concours | Appels à projets | Vie du chercheur | Vie des unités | Les instances d'évaluation |

Vos contacts pour EVA3 | Créer un compte EVA3 | Se connecter à EVA3

Bienvenue sur eva
L'Inserm et ses missions

Résultats des appels à projets
Plan Cancer
ATIP-Avenir
Programmes transversaux
Postes d'Accueil
Contrats d'Interface

Accueil

Au travers de ses programmes de recherche, l'Inserm vise à faciliter et accélérer les découvertes et leur transformation en progrès concrets pour les patients et la société. L'Institut développe en ce sens un environnement de recherche propice aux interactions entre recherche fondamentale, translationnelle et clinique, avec une place centrale pour la recherche fondamentale.

Vous avez la possibilité de consulter les informations détaillées de chaque programme en cliquant sur le choix qui vous intéresse dans le menu ci-contre à gauche.

Scroll down for information on the funding call "Approches interdisciplinaires des processus oncogéniques et perspectives thérapeutiques : Apports à l'oncologie de la physique, de la chimie et des sciences de l'ingénieur". Here you may **download the text of the funding call (in French and English version), the candidate guide for the process and the technical guide for EVA3 (in English and French version).**

Modèles expérimentaux

PCSI

Single Cell

Formation

Équipement

PFA (Programme Fédérateur AVIESAN 2018)

PCSI

Approches interdisciplinaires des processus oncogéniques et perspectives thérapeutiques : Apports à l'oncologie de la physique, de la chimie et des sciences de l'ingénieur

Objectifs : Financer des projets fondés sur des concepts ou des outils de la physique, de la chimie ou des sciences de l'ingénieur, visant à générer des progrès scientifiques et technologiques en oncologie (compréhension des mécanismes de la cancérogenèse, diagnostic, prise en charge thérapeutique). Sont éligibles, aussi bien des projets de recherche fondamentale que des projets de recherche technologique ou méthodologique. Chercheurs visés : physiciens, physiciens médicaux, biophysiciens, chimistes, biochimistes, ingénieurs, biologistes du cancer, cliniciens ...

Deux types de projets seront recevables :

- Des projets de courte durée destinés à établir des preuves de concept
- Des projets d'envergure bâtis sur des preuves de concept déjà obtenues.

Les projets, associant obligatoirement **au moins deux disciplines différentes**, peuvent comporter **deux à quatre équipes au maximum**.

Cet appel à projets est organisé par l'ITMO Cancer de l'Alliance nationale pour les sciences de la vie et de la santé (AVIESAN), conjointement avec l'ITMO Technologies de la Santé. La gestion opérationnelle est confiée à l'Inserm.

NB : Un appel à projets centré sur les apports spécifiques des sciences mathématiques et informatiques à la recherche dans le domaine du cancer sera lancé ultérieurement, en complément du présent appel à projets.

Document à télécharger:

- Texte AAP PCSI / Text of the funding call (Français) ←
- Texte AAP PCSI / Text of the funding call (English) ←
- Guide du candidat / Candidate Guide ←
- Guide technique pour EVA3 / Technical guide for EVA3 ←
- Dossier scientifique / Scientific file
- Annexe financière / Financial Annexe (Excel)
- CV du coordinateur du projet / CV of the project coordinator
- Créer un compte (pour les chercheurs NON salariés Inserm)

Rappel des dates : du **06 décembre 2018** au **25 janvier 2019**.
 Contact : planancer.pcsi@inserm.fr

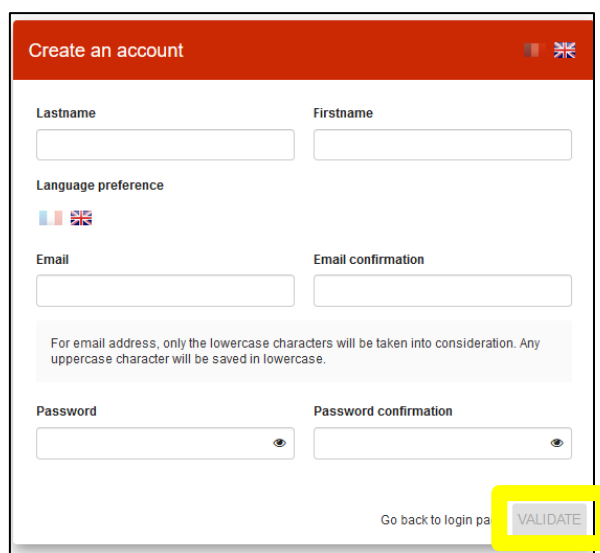
→ Also, you may find the instructions to create an account in the section "Créer un compte"

Registration


In order to register, access our website EVA3, <https://sp2013.inserm.fr/sites/eva/appels-a-projets/Pages/Plan-cancer.aspx>

The screenshot shows the EVA3 website interface. At the top, there is a navigation bar with the Inserm logo and the EVA3 logo. Below the navigation bar, there are several menu items: "Concours", "Appels à projets", "Vos contacts pour EVA3", "Créer un compte EVA3" (highlighted with a yellow box), "Les instances d'évaluation", and "Se connecter à EVA3". The main content area features a large image of a cell with blue and green structures. Below the image, there is a section titled "Bienvenue sur eva" and "L'Inserm et ses missions", which provides information about the Inserm organization and its role in cancer research.

Click on "Créer un compte EVA3". You will be redirected to our application EVA3 to register:

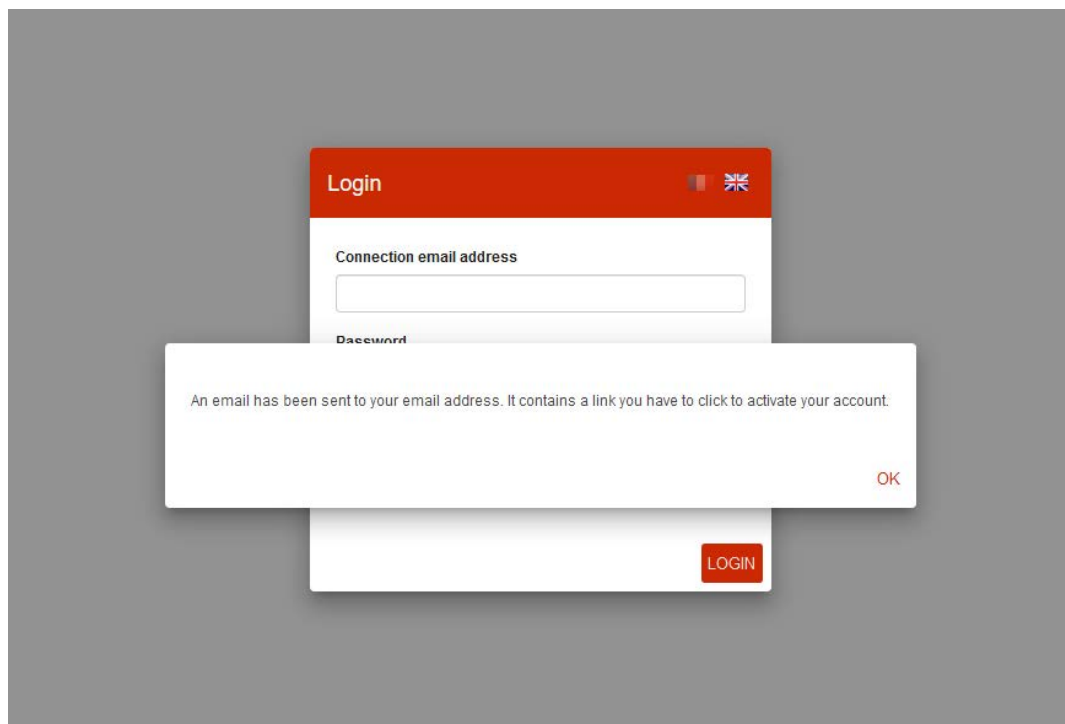


The screenshot shows a registration form titled "Create an account" with a red header. The form contains the following fields and options:

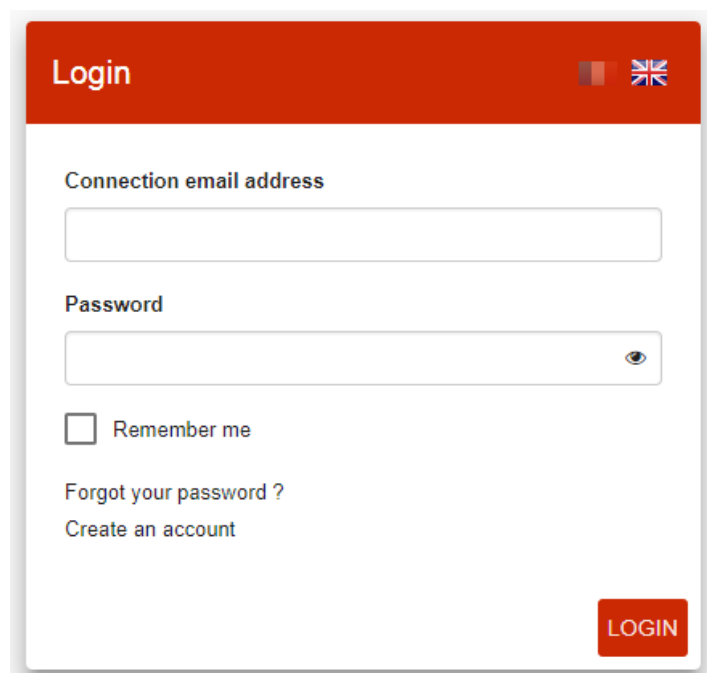
- Lastname:
- Firstname:
- Language preference: 
- Email:
- Email confirmation:
- For email address, only the lowercase characters will be taken into consideration. Any uppercase character will be saved in lowercase.
- Password:
- Password confirmation:
- Go back to login page: [Go back to login page](#)
- VALIDATE:

INSERM candidates may skip this step and login directly with the login and password details of their INSERM e-mail ID.

You may register with your first name, surname and email ID. Please click on 'VALIDATE' and an email shall be sent to your email address to activate your account. Remember you cannot change your email ID later.



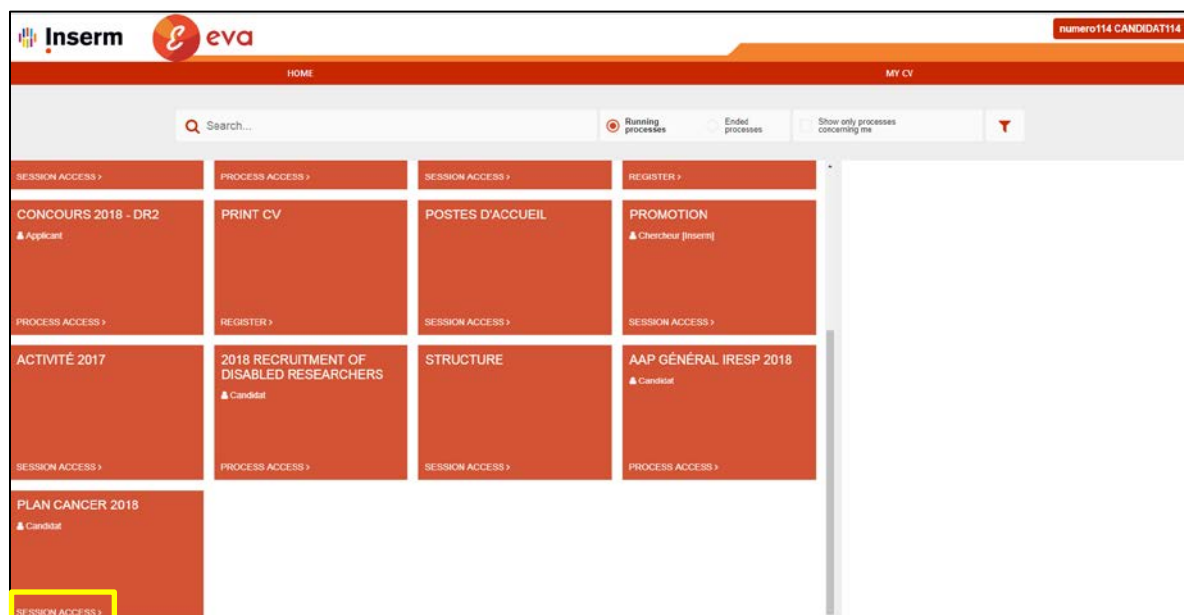
Click on the link that you have received in your e-mail and register with the login and password that you used to create your account. Now you can access your personal space.



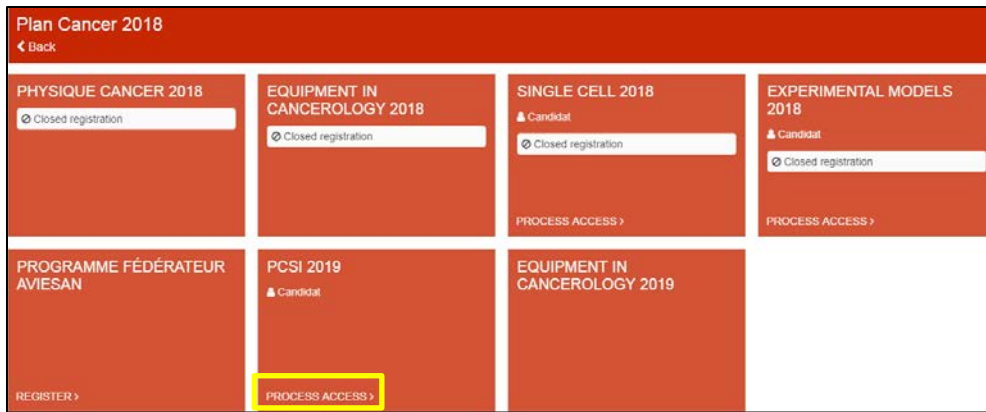
The image shows a login form with a red header containing the word "Login" and a UK flag icon. Below the header, there are two input fields: "Connection email address" and "Password". The password field has an eye icon to toggle visibility. Below the password field is a checkbox labeled "Remember me". There are two links: "Forgot your password ?" and "Create an account". A red "LOGIN" button is located at the bottom right of the form.

Your application

Select "Accès à la session/Session Access" on the "Plan Cancer 2018" square and "Session Access" on the "Register" of the "PCSI 2019" square to access your personal space in this process.

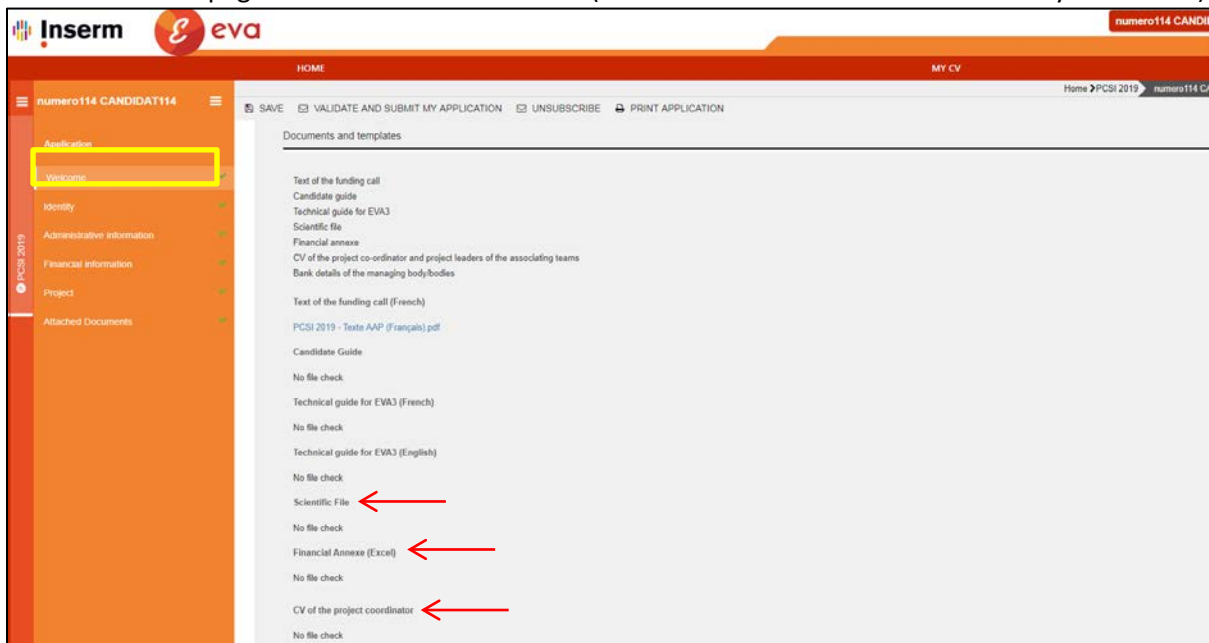


The screenshot shows the EVA3 application portal interface. At the top, there are logos for Inserm and eva, and a user identifier "numero114 CANDIDAT114 05". Below the logos, there are navigation links for "HOME" and "MY CV". A search bar is present, along with filters for "Running processes" and "Ended processes", and a checkbox for "Show only processes concerning me". The main content area is a grid of red squares, each representing a different application process. The "PLAN CANCER 2018" square is highlighted with a yellow box, and its "SESSION ACCESS" link is also highlighted. Other squares include "CONCOURS 2018 - DR2", "PRINT CV", "POSTES D'ACCUEIL", "PROMOTION", "ACTIVITÉ 2017", "2018 RECRUITMENT OF DISABLED RESEARCHERS", "STRUCTURE", "AAP GÉNÉRAL IRESP 2018", and "PCSI 2019".



Click on 'VALIDATE' and you will reach the home page of the process that indicates the different documents required for your application.

Your application consists of a **scientific file, financial annexe, CV of the coordinator and the group leaders of the consortium and the online forms** (the latter as indicated on the left hand side in the orange toolbar). You may download the templates for the scientific file, financial annexe and CV at the home page of PCSI 2019 (see below as indicated by arrows).



Click on each online form and please fill in the information required. Each completely filled in form is represented by a green tick mark against the form (in the orange tool bar) and on the contrary, when a form is incomplete; you will see a red 'attention symbol' next to the name of form (in the orange side tool bar).

You can change the language (or logout) of the EVA3 application using the button at the right top the page.



MY ACCOUNT

Change my password

PARAMETERS

Logout

Language : FR / [EN](#)

Minimize header

Identity Form /Fiche Identité

Information such as Solaris code, first name and surname are automatically recovered from your registration. In this form, do not forget to enter your date of birth.

⚠ Do not forget to save your information frequently by clicking on "Save" button (found at the top of the page)

Administrative information Form/ Fiche Information Administrative

The teams in the consortium need to be in numerical order with Team no.1 being that of the coordinator.

To add each team you need to click on Add element/Ajouter un élément. **This is a repetitive action for multi team consortiums. An application is considered ineligible if the details of all the teams are not entered.**

⚠ Do not forget to save your information frequently by clicking on "Save" button.

Financial information Form/ Fiche Informations financières

To add each team you need to click on the button 'Add element/Ajouter un élément'. **This is a repetitive action for multi team consortiums. An application is considered ineligible if the details of all the teams are not entered.** Remember there is a document called **financial annexe**, to describe your budgetary expenses, that needs to be downloaded, filled in (with signatures and stamp) and uploaded (in PDF and Excel format).

Project Form/ Fiche Travaux et Projet

Please fill in all the information required. Remember there is a document called **"Scientific file"** which needs to be downloaded, filled in to elaborate more on your work, and uploaded.

Only the references of **international experts** are acceptable (you must propose at least one expert).

 **Do not forget to save your information frequently by clicking on "Save".**

Attached documents form/Fiche Documents à joindre

Download the documents (scientific file, financial annexe, CV and other documents, fill them in and upload them in the format (PDF/Excel) requested (**financial annexe in both PDF (with stamps and signatures) and Excel formats**).

Validation of your application

Once your application is complete, which means you have filled in all the aforementioned online forms and the attached documents have been completed and uploaded and you are ready, please click **"Validate and submit my application/Valider et transmettre le dossier"**. **Following this, you will receive a confirmation email upon submission. In case you have not received this email please contact eva@inserm.fr.** You may modify your application after submission but only until the deadline. If this is the case, do not forget to validate your application after each modification, for your application to be accepted.



You may delete/cancel your application at any point before submission by clicking on the button Unsubscribe/Abandonner (next to the button "Validate").



A confirmation email will be sent after each action of submission / abandon / modification. In case, you have not received this mail please contact eva@inserm.fr.

 **All incomplete files will automatically be considered ineligible.**